


Makita®

MAY 2010



POWER TOOL CATALOGUE

Index

Product

	Page No.
Angle Grinders.....	7
Bench Grinders.....	8
Belt Sanders.....	12
Biscuit Joiner.....	14
Blowers.....	12
Brad Nailers.....	20
Breakers.....	17
Chain Saws.....	9
Circular Saws.....	11
Cordless Tools.....	2-6
Cut-Off Saws.....	8
Demolition Hammers.....	17
Diamond Core Drills.....	18
Diamond Saws.....	18
Die Grinders.....	7
Drill - Rotary (non-hammer).....	15
Heat Guns.....	18
Impact Drills (with hammer action).....	16
Impact Wrenches.....	19
Jig Saws.....	9
Metal Cutting Saw.....	8
Mitre Saws.....	10
Nibblers.....	8
Orbital & Random Sanders.....	13
Planers.....	14
Polishers.....	18
Recipro Saws.....	9
Rotary Hammers.....	16-17
Routers.....	14
Sander-Polisher.....	18
Screwdrivers.....	19
Table Saw.....	10
Thickneser.....	14
Trimmer.....	14
Vacuum.....	12

-  AVT Anti Vibration Technology
-  LET Lithium Extreme Technology
-  MET Metal Extreme Technology
-  Automatic Oiling
-  Bevel Cutting
-  Bevel Cutting 45 LR
-  Bevel Cutting L45 R5
-  Built-in Light
-  Carrying Case
-  Chain Brake
-  Depth Adjusting
-  Double Insulation
-  Dust Collecting
-  Electric Brake
-  Constant Speed
-  Electronic 2-Speed
-  Hex Shank
-  Hook & Loop
-  Jig Saw Blade - Bayonet shank
-  Jig Saw Blade - Makita shank
-  Keyless Chuck
-  Laser Marker
-  Mechanical 2-Speed
-  Mechanical 3-Speed
-  Orbital Cutting
-  Reversing
-  SDS-plus
-  SDS-max
-  Single / Sequential Firing
-  Soft Start
-  Stepless Torque Setting
-  Super Joint System
-  Torque Setting
-  Torque Limiter
-  Variable Speed

LITHIUM-ION

Li-ion 3.0Ah	 BL1830
Li-ion 1.3Ah	 BL1815
For Model: BDF450, BDF452, BDF453, BHP452, BHP453, BTP140, BTD141, BTD142, BTL061, BTL063, BFS450, BFR550, BFR750, BTW251, BTW253, BJS130, BUB182, BML185, BML184, BMR100	

EXTREME STAMINA

Life time work volume

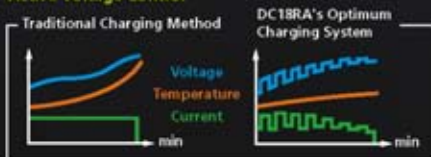
430%

in comparison with Makita Ni-cd 2.0Ah batteries

OPTIMUM CHARGING SYSTEM

Makes battery life longer because this charging system takes care of battery by following functions.

- :: Communicates with individual battery.
- :: Recognizes ID of battery and its history.
- :: Analyzes its condition; Battery may have been abused by heat or over-discharging, or weakened by cycle age.
- :: Knows how to look after each MAKSTAR battery to **MAXIMIZE CYCLE LIFE + WORK VOLUME.**
- :: Charges optimum and gentle way with Active 3 Controls ;
Active Current Control
Active Thermal Control
Active Voltage Control



- :: Cools down inside battery

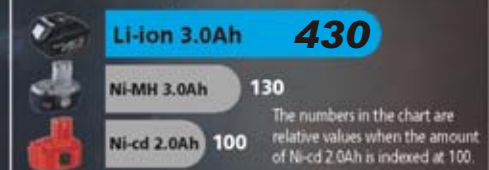
Cooling fan

18V Lithium-ion Battery
BL1830

14.4V Lithium-ion
Battery BL1430



Total Power Delivery Amount of each battery's service lifetime



LIGHT WEIGHT & COMPACT



ANYTIME CHARGE

NO MEMORY EFFECT
No discharging required



SHOCK ABSORBING

HEAVY DUTY PACK



LONGTIME STORAGE

LOW SELF DISCHARGE



FIRM HOLDING

MULTI CONTACT



BGA452ZK 115mm Cordless Angle Grinder



Powerful angle grinder now free from cord.



SPECIFICATIONS

Max. Capacities (dia.)	
Depressed centre wheel	115mm
Abrasive disc	115mm
Diamond wheel	115mm
No load speed	10,000 r/min
Net weight	1.9kg



BPB180ZK 120mm Cordless Band Saw



Lightweight and well balanced design.



SPECIFICATIONS

Capacity	
Round Workpiece	120mm dia.
Rectangular workpiece	120x120mm
Blade Speed	84-162m/min
Net Weight	6.4kg



BUC122ZK 115mm Cordless Chain Saw



High cutting speed with powerful motor.



SPECIFICATIONS

Chain speed	300m/min
Cutting length	115mm
Chain Pitch	1/4"
Net weight	2.5kg



BSS610ZK 165mm Cordless Circular Saw



Lightweight and compact design



SPECIFICATIONS

Blade diameter	165mm
Max. Cutting capacity	
At 90°	0-57mm
At 45°	0-40mm
At 50°	0-36mm
No load speed	3,700r/min
Net weight	3.2kg



BUB182Z Cordless Blower



High / Medium / Low Air volume settings.



SPECIFICATIONS

Air volume	0 - 2.3m ³ /min
Air pressure	0 - 5.4kpa (0-550mm H ² O)
No load speed	0-18,000 r/min
Net Weight	1.7kg



BDF454ZK 13mm Cordless Driver Drill 80Nm

new



SPECIFICATIONS

Capacity	
Square drive	12.7mm
Impacts per minute	2,200bpm
No load speed	1,600 r/min
Max. fastening torque	440Nm
Net Weight	3.4kg



BDA350ZK 10mm Cordless Angle Drill



Compact angle head with small head height.



SPECIFICATIONS

Capacities	
Steel	10mm
Wood	25mm
No load speed	0-1,800r/min
Net weight	1.6kg



BHP452ZK 13mm Cordless Impact Driver-Drill 50Nm

LITE 1.3Ah

More power, less weight



SPECIFICATIONS

Capacity	
Steel	13mm
Wood	38mm
Masonry	13mm
Impacts per minute	Hi: 0-22,500 Lo: 0-6,000
No load speed	Hi: 0-1,500r/min Lo: 0-400r/min
Maximum torque	Hard: 50Nm Soft: 32Nm
Net weight	1.8kg



BHP454ZK 13mm Cordless Impact Driver 80Nm



High power and durability



SPECIFICATIONS

Capacity	
Steel	13mm
Wood	65mm
Masonry	16mm
Impacts per minute	Hi: 0-25,500 Lo: 0-6,000
No load speed	Hi: 0-1,700 r/min Lo: 0-400 r/min
Maximum torque	Hard: 80Nm Soft: 40Nm
Net Weight	2.2kg



BJV180ZK 26mm Cordless Jig Saw




High accuracy and efficiency



SPECIFICATIONS

Length of stroke	26mm
Max cutting capacities	
In steel at 90°	10mm
In wood at 90°	135mm
In aluminium at 90°	20mm
Strokes per minute	0 - 2,600
Net weight	2.8kg



BJR181ZK 28mm Cordless Recipro Saw



Extra high cutting speed



SPECIFICATIONS

Length of stroke	28mm
Max cutting capacities	
In pipe	130mm
In wood	255mm
Strokes per minute	0 - 2,900
Net weight	3.7kg



*Although tools are portrayed with a battery, tools are sold without batteries and chargers, to obtain the most cost effective selection of 18V Lithium Ion tools to suit your requirements.

CORDLESS TOOLS



BTD140ZK 6.35mm Cordless Impact Driver 145Nm

Very compact body with overall length of only 146mm.



SPECIFICATIONS

Capacities	
Machine screw	M4-M8
Standard bolt	M5-M14
High tensile bolt	M5-M12
Coarse thread (length)	22mm-125mm
No load speed	0-2,300r/min
Impacts per minute	0-3,200
Maximum fastening torque	145Nm
Net weight	1.5kg



BTW450ZK 12.7mm Cordless Impact Wrench 440Nm

Same fastening torque in forward and reverse rotation



SPECIFICATIONS

Capacity	12.7mm
Square drive	12.7mm
Impacts per minute	2,200bpm
No load speed	1,600 r/min
Max. fastening torque	440Nm
Net Weight	3.4kg



BTP140Z Cordless 4-Mode Impact Driver 140Nm

4 Operation modes for ultimate versatility.

Optional chuck required for drilling function.



SPECIFICATIONS

Capacities	
Steel	10mm
Wood	21mm
Masonry	8mm
No load speed	
Impact-driver mode	0-2,300r/min
Drill mode (Hi-Lo)	0-2,300/0-700r/min
Screwdriver mode	0-2,300 r/min
Impacts per min	
Impact-driver mode	0-3,200
Percussion-drill Mode	0-27,600
Maximum Fastening Torque	
Impact-driver mode	140Nm
Drill Mode	10Nm
Net Weight	1.8kg



BTW251ZK 12.7mm Cordless Impact Wrench 230Nm

High torque to weight ratio



SPECIFICATIONS

Capacities	
Standard bolt	M10-M16
High tensile bolt	M10-M14
Impacts per minute	0 - 3,200bpm
No Load speed	0 - 2,100r/min
Maximum fastening torque	230Nm
Net weight	1.7kg



BJS130ZK 1.3mm Cordless Metal Shear

360° Swivel shear head for increased cutting convenience



SPECIFICATIONS

Capacity	
Steel up to 400 N/mm ²	1.3mm
Steel up to 600 N/mm ²	1.0mm
No load speed	2,800r/min
Net weight	2.3kg



BHR20ZK 20mm SDS+ Cordless Rotary Hammer

Light Weight with 3 operation modes



SPECIFICATIONS

Capacities	
Concrete	20mm
Steel	13mm
Wood	26mm
No load speed	0-1,100r/min
Blows per minute	0-4,000
Net weight	3.2kg



BFS450ZK Cordless Drywall Screwdriver

Easy bit changes with one-touch locator



SPECIFICATIONS

Capacities	
Drywall screw	4mm
Driving Shank (hex)	6.35mm hex
Net weight	1.9kg



BFR550Z Cordless Autofeed Screwdriver

Reliable sturdy aluminium casing attachment.



SPECIFICATIONS

Capacities	
Drywall screw	4x22-55mm
Bit size	6.35mm hex
No load speed	4,000r/min
Net weight	2.3kg



BML184 Job Site Light

Fluorescent light provided with flashlight



SPECIFICATIONS

Current	0.6A
Continuous use	
Fluorescent light	200min (3.0Ah)
Flash Light	900min (3.0Ah)
Net weight (without battery)	0.4kg



BML185 Rechargeable Flashlight

Ergonomically designed rubberised soft grip



SPECIFICATIONS

Current	0.6A
Continuous use	260min (3.0Ah)
Net weight (without battery)	0.36kg



*Although tools are portrayed with a battery, tools are sold without batteries and chargers, to obtain the most cost effective selection of 18V Lithium Ion tools to suit your requirements.

CORDLESS TOOLS BATTERIES

LITHIUM-ION

BL1830 3.0Ah Rechargeable Battery

Compatible with ALL Makita 18V Li-Ion Tools



BL1815 1.3AH Rechargeable Battery



Compatible with the following Makita 18V Li-Ion Tools:
BDF452, BHP450, BHP452, BHP453, BTP140, BTD141, BFS450, BFR550, BTW251, BJS130, BUB182, BML185, BML184, BMR100.

CHARGERS

DC18RA Fast Charger



SPECIFICATIONS

Recharging Times	
3.0Ah	22 minutes
1.3Ah	15 minutes



DC18SE Automotive Charger



SPECIFICATIONS

Recharging Times	
3.0Ah	60 minutes
1.3Ah	30 minutes

CORDLESS TOOLS

With Ni-cd Cluster Battery

4.8V

6723DW In-line Cordless Screwdriver Kit 45Nm

Convertible: pistol form or straight form



SPECIFICATIONS

No Load Speed:	220 r/min
Max Fastening Torque	4.5Nm
Net Weight	0.42kg
Includes 80 piece accessory set	

9.6V

DA392DW 10mm Cordless Angle Drill

Perfect for use in confined areas



SPECIFICATIONS

Capacities	
Steel	10mm
Wood	12mm
Wood Screws	4.5 x 20mm
No load speed	0 - 800r/min
Net weight	1.3kg
Includes 1 x 1.3Ah NiCd Battery & charger.	

Ni-cd 1.3Ah
DA392DW

12V

6271DWAE 10mm Cordless Drill/Driver 30Nm

SPECIFICATIONS

Capacities	
Steel	10mm
Wood	25mm
No load speed	Hi: 0 - 1,300r/min Lo: 0 - 400r/min
Maximum torque	Hard: 30Nm Soft: 18Nm
Net weight	1.5kg
Includes Driver Drill, 2 x 2.0 Ah NiCd Batteries & Charger	

Ni-cd 2.0 Ah
6271DWAE



12V

4191DW 80mm Cordless Diamond Cutter

For fast and easy glass and ceramic tile cutting



SPECIFICATIONS

Wheel diameter	80mm
Max. Cutting capacity	
At 90°	21.5mm
At 45°	16mm
No load speed	1,000r/min
Net weight	2.1kg
Includes 1 x 2.0Ah NiCd Battery, Charger, Diamond Wheel & Hex Wrench.	

Ni-cd 2.0Ah
4191D / DV



14.4V

8281DWALE 10mm Cordless Percussion Driver Drill 36Nm

Includes ML140 Torch
SPECIFICATIONS

Capacities	
Steel	10mm
Wood	25mm
Masonry	10mm
Blows per minute	Hi : 0 - 19,500 Lo : 0 - 6,000
No load speed	Hi : 0 - 1,200r/min Lo : 0 - 350r/min
Net weight	1.7kg
Includes Driver Drill, 2 x 2.0Ah NiCd Batteries, Charger & Rechargeable Torch	

Ni-cd 2.0 Ah
8281DWALE



*Although tools are portrayed with a battery, tools are sold without batteries and chargers, to obtain the most cost effective selection of 18V Lithium Ion tools to suit your requirements.

CORDLESS TOOLS

With Ni-cd Cluster Battery

14.4V

new

8281DWPETC


Cordless Percussion Driver Drill with Tool Kit
36Nm

Includes 116 piece accessory set

SPECIFICATIONS

Capacities	
Steel	10mm
Wood	25mm
Masonry	10mm
Blows per minute	Hi: 0 - 19,500 Lo: 0 - 6,000
No load speed	Hi: 0 - 1,200r/min Lo: 0 - 350r/min
Net weight	1.7kg

Includes Driver Drill,
2 x 1.3Ah NiCd Batteries
Charger & 116 Piece Accessory Set



18V

8444DWAE 13mm

Cordless Percussion Driver Drill
Variable 3-Speed
80Nm

SPECIFICATIONS

Capacities	
Steel	13mm
Wood	65mm
Masonry	16mm
Blows per minute	3rd: 0 - 25,500 2nd: 0 - 9,000 1st: 0 - 4,500
No load speed	3rd: 0 - 1,700r/min 2nd: 0 - 600r/min 1st: 0 - 300r/min
Maximum Torque	Hard: 80Nm Soft: 40Nm
Net weight	2.7kg

Includes Driver Drill,
2 x 2.0Ah NiCd Batteries & Charger.



MXT

CB430

Ni-cd 2.0 Ah
8444DWAE



RECHARGEABLE TORCHES & SITE LIGHTS

BATTERY AND CHARGER SOLD SEPARATELY

12V

14.4V

12V

14.4V

18V

ML122 Site Light

ML142 new

ML120 Torches

ML140

ML180



SPECIFICATIONS ML122

Continuous Use (Capacity 3.0Ah)	230min
Net weight Without battery	0.35kg

SPECIFICATIONS ML142

Continuous Use (Capacity 3.0Ah)	280min
Net weight Without battery	0.35kg

SPECIFICATIONS

Continuous Use	160min (Capacity 2.0Ah)
Net weight	0.29kg (Without battery)

ENGINEERING TOOLS

ANGLE GRINDERS

9554HN 115mm

Compact yet powerful grinder

SPECIFICATIONS

Max. Capacities (dia.)	
Depressed centre wheel	115mm
Abrasive disc	115mm
Diamond wheel	115mm
No load speed	10,000 r/min
Net weight	1.4kg
Power supply cord	2.5m



710W

9557HN 115mm

High performance motor

SPECIFICATIONS

Max. Capacities (dia.)	
Depressed centre wheel	115mm
Abrasive disc	115mm
Diamond wheel	115mm
No load speed	11,000 r/min
Net weight	1.6kg
Power supply cord	2.5m



840W

9564H 115mm

High 1,100W power anti-dust motor

SPECIFICATIONS

Max. Capacities (dia.)	
Depressed centre wheel	115mm
Abrasive disc	115mm
Diamond wheel	115mm
No load speed	11,000 r/min
Net weight	1.8kg
Power supply cord	2.5m



1,100W

9558HP 125mm

Non-locking paddle switch grinders are for use in workplaces where safety is specified, especially in the mining & petrochemical industries

SPECIFICATIONS

Max. Capacities (dia.)	
Depressed centre wheel	125mm
Abrasive disc	125mm
Diamond wheel	125mm
No load speed	11,000 r/min
Net weight	1.6kg
Power supply cord	2.5m



840W



GA5010 125mm

Slim body and high durability

SPECIFICATIONS

Max. Capacities (dia.)	
Depressed centre wheel	125mm
Abrasive disc	125mm
Diamond wheel	125mm
No load speed	11,000 r/min
Net weight	2.2kg
Power supply cord	2.5m



1,050W

ENGINEERING TOOLS

ANGLE GRINDERS

9565H 125mm

High 1,100W power anti-dust motor



SPECIFICATIONS

Max. Capacities (dia.)	
Depressed centre wheel	125mm
Abrasive disc	125mm
Diamond wheel	125mm
No load speed	11,000 r/min
Net weight	1.8kg
Power supply cord	2.5m



9565CV 125mm

High power motor with variable speed in small circumference barrel body



SPECIFICATIONS

Max. Capacities (dia.)	
Depressed centre wheel	125mm
Abrasive disc	125mm
Diamond wheel	125mm
No load speed	2,800 - 11,000 r/min
Net weight	1.8kg
Power supply cord	2.5m



GA7010C 180mm

Extra Slim design



Compact & lightweight with high power to weight ratio for greater efficiency

SPECIFICATIONS

Max. Capacities (dia.)	
Depressed centre wheel	180mm
Wire cup brush	110mm
Cut-off wheel	180mm
No load speed	8,400 r/min
Net weight	3.4kg
Power supply cord	2.5m



GA7020 180mm

Superior anti-dust structure



SPECIFICATIONS

Max. Capacities (dia.)	
Depressed centre wheel	180mm
Wire Cup brush	110mm
Cut-off wheel	180mm
No load speed	8,500 r/min
Net weight	4.7kg
Power supply cord	2.5m



GA9010C 230mm

Extra Slim design



High power to weight ratio for greater efficiency

SPECIFICATIONS

Max. Capacities (dia.)	
Depressed centre wheel	230mm
Wire Cup brush	110mm
Cut-off wheel	230mm
No load speed	6,000 r/min
Net weight	3.4kg
Power supply cord	2.5m



GA9020 230mm

Outstanding durability



SPECIFICATIONS

Max. Capacities (dia.)	
Depressed centre wheel	230mm
Wire Cup brush	110mm
Cut-off wheel	230mm
No load speed	6,600 r/min
Net weight	4.7kg
Power supply cord	2.5m




GA9020K 230mm

Gear housing can be positioned at every 90°



SPECIFICATIONS

Max. Capacities (dia.)	
Depressed centre wheel	230mm
Wire Cup brush	110mm
Cut-off wheel	230mm
No load speed	6,600 r/min
Net weight	4.7kg
Power supply cord	2.5m



GA9040SK 230mm

Heavy duty motor with outstanding durability



Rotatable rear handle

SPECIFICATIONS

Max. Capacities (dia.)	
Depressed centre wheel	230mm
Wire cup brush	110mm
Cut-off wheel	230mm
No load speed	6,600 r/min
Net weight	5.1kg
Power supply cord	2.5m



DIE GRINDERS

GD0600 6.35mm

Small circumference housing for easy handling.



SPECIFICATIONS

Collet capacity	6.35mm
No load speed	25,000r/min
Net weight	1.6kg
Power supply cord	2.5m



HIGH SPEED

GD0800C 6.35mm



SPECIFICATIONS

Collet capacity	6.35mm
Optional collet	(6mm or 8mm)
No load speed	7,000 - 28,000r/min
Net weight	1.6kg
Power supply cord	2.5m



LOW SPEED

GD0810C 6.35mm

With high torque, ideal for grinding internal surfaces removing paint etc. using flap wheel discs



SPECIFICATIONS

Collet capacity	6.35mm
Optional collet	(6mm or 8mm)
No load speed	1,800 - 7,000r/min
Net weight	1.7kg
Power supply cord	2.5m



ENGINEERING TOOLS

BENCH GRINDER

GB0602 150mm
with WA60 & GC120
grinding wheels



SPECIFICATIONS

Max. wheel size	150x16mm
Grinding wheel	150WA60, 150GC120
Hole diameter	12.7mm
No load speed	2,850r/min
Net Weight	9.4kg

250W



METAL CUTTING SAW

4131 185mm with TCT blade for mild steel

“Cold” cutting
prevents distortion
of material.



SPECIFICATIONS

Blade diameter	185mm
Max. Cutting capacity	63mm
No load speed	3,500r/min
Net weight	4.8kg
Power supply cord	2.5m



AC304

1,100W

METAL WORKING TOOLS



JN1601 1.6mm

Precise, burr-free
curved and
straight cuts.



SPECIFICATIONS

Max. Cutting capacities	
Steel up to 400 N/mm ²	1.6mm
Steel up to 600 N/mm ²	1.2mm
Steel up to 800 N/mm ²	0.8mm
Aluminium up to 200 N/mm ²	2.5mm
Minimum cutting radius	
Outside edge	50mm
Inside edge	45mm
Strokes per minute	2,200
Net weight	1.6kg
Power supply cord	2m



AC410

550W

NIBBLERS

JN3200 3.2mm

Zips through sheet metal,
plastics and other
sheet materials.



SPECIFICATIONS

Max. Cutting capacities	
Steel up to 400 N/mm ²	3.2mm
Steel up to 600 N/mm ²	2.5mm
Steel up to 800 N/mm ²	1.0mm
Aluminium up to 200 N/mm ²	3.5mm
Minimum cutting radius	
Outside edge	128mm
Inside edge	120mm
Strokes per minute	1,300
Net weight	3.4kg
Power supply cord	2.5m



AC105

660W

JS1660 1.6mm

Straight Shear

Narrow contact
slide blade
allows cleaner cuts
without damaging material.



SPECIFICATIONS

Max. Cutting capacities	
Steel up to 400 N/mm ²	1.6mm
Steel up to 600 N/mm ²	1.2mm
Steel up to 800 N/mm ²	0.8mm
Aluminium up to 200 N/mm ²	2.5mm
Strokes per minute	4,500
Net weight	1.4kg
Power supply cord	2.5m



CB65

260W

JS1600 1.6mm



Blade design
results in
no material loss.

SPECIFICATIONS

Max. Cutting capacities	
Steel up to 400 N/mm ²	1.6mm
Steel up to 600 N/mm ²	1.2mm
Steel up to 800 N/mm ²	0.8mm
Aluminium up to 200 N/mm ²	2.5mm
Minimum cutting radius	30mm
Strokes per minute	4,000
Net weight	1.7kg
Power supply cord	2m



AC65

300W

JS3200 3.2mm



Powerful motor
for heavy-duty
cutting in
mild steel and
stainless steel.

SPECIFICATIONS

Max. Cutting capacities	
Steel up to 400 N/mm ²	3.2mm
Steel up to 600 N/mm ²	2.5mm
Steel up to 800 N/mm ²	1.5mm
Aluminium up to 200 N/mm ²	4.0mm
Minimum cutting radius	50mm
Strokes per minute	1,600
Net weight	3.5kg
Power supply cord	2.5m



AC105

660W

CUT-OFF SAWS

METAL CUTTING

2414NB 355mm
with abrasive wheel

D-Shape handle
for easy gripping.



AC204

2,000W

SPECIFICATIONS

Wheel diameter	355mm
Hole diameter	25.4mm
No load speed	3,800r/min
Net weight	16.2kg
Power supply cord	2.5m



METAL CUTTING / COLD CUTTING

LC1230 305mm
with TCT blade for mild steel

“Cold” cutting for extra safety
and burr-free cuts.



AC204

1,750W

SPECIFICATIONS

Blade diameter	305mm
Max. Cutting capacity	
At 90°	115mm
At 45°	75mm x 150mm
	90mm
	85mm x 85mm
Net weight	19kg
Power supply cord	2.5m



WOODWORKING TOOLS

JIG & RECIPRO SAWS

4329K

Medium duty model with 450W continuous input



SPECIFICATIONS

Length of stroke 18mm
 Max. Cutting capacities
 In wood at 90° 65mm
 In steel at 90° 6mm
 Strokes per minute 500-3,100
 Net weight 1.9kg
 Power supply cord 2.0m




4350FCT

Toolless blade change system



SPECIFICATIONS

Length of stroke 26mm
 Max. Cutting capacities
 In wood at 90° 135mm
 In steel at 90° 10mm
 Strokes per minute 800 - 2,800
 Net weight 2.5kg
 Power supply cord 2.5m




4351FCT

With electronic speed control and speed dial



SPECIFICATIONS

Length of stroke 26mm
 Max. Cutting capacities
 In wood at 90° 135mm
 In steel at 90° 10mm
 Strokes per minute 800 - 2,800
 Net weight 2.5kg
 Power supply cord 2.5m



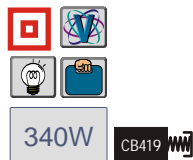
JR1000FTK In-Line Jig Saw

Tool less blade change system.



SPECIFICATIONS

Max. Cutting capacities
 In pipe 25.4mm
 In wood 55mm
 Length of stroke 14mm
 Strokes per minute 0 - 4,800
 Net weight 1.5kg
 Power supply cord 2.5m



JR3070CT Recipro Saw, Orbital


Extra-low vibration and extra power



AVT

SPECIFICATIONS

Max. Cutting capacities
 In pipe 130mm
 In wood 255mm
 Length of stroke 32mm
 Strokes per minute 0 - 2,800
 Net weight 4.3kg
 Power supply cord 2.5m



CHAIN SAWS

UC4020A 400mm
with safety brake

Easy operation and maintenance



SPECIFICATIONS

Chain speed 800m/min
 Guide bar length 400mm
 Chain pitch 3/8"
 Gauge 0,0431/0,050"
 Net weight 3.7kg
 Power supply cord 0.3m



UC4030A 400mm
with safety brake

Excellent in heavy duty applications



SPECIFICATIONS

Chain speed 800m/min
 Guide bar length 400mm
 Chain pitch 3/8"
 Gauge 0.050"
 Net weight 4.4kg
 Power supply cord 0.3m



WOODWORKING TOOLS

MITRE SAWS

LS0714 190mm Double Slide Compound Mitre Saw with TCT wood cutting blade

Maximum cutting width 300mm

SPECIFICATIONS

Blade diameter	190mm
At 90°	52mm x 300mm
At 45°	52mm x 212mm
No load speed	6,000r/min
Net weight	12.8kg
Power supply cord	2.5m



1,010W CB304



WOOD / ALUMINIUM CUTTING

LS1040 255mm Compound Mitre Saw with TCT wood cutting blade

SPECIFICATIONS

Blade diameter	255mm - 260mm
Max. Cutting capacity with 255mm blade	
At 90°	90.5mm x 95mm
At 45°	90.5mm x 67mm
No load speed	4,600r/min
Net weight	11,6kg
Power supply cord	2.5m

Clean mitre cutting up to 45°, left or right



1,650W AC155



WOOD / ALUMINIUM CUTTING

LS1013L 255mm Double Slide Compound Mitre Saw with TCT wood cutting blade

Laser marker allows easy and accurate alignment with ink line even in bevel cutting



SPECIFICATIONS


Blade diameter	255-260mm
Max. Cutting capacity with 255mm blade	
At 90°	91mm x 310mm
At 45°	91mm x 215mm
No load speed	3,700r/min
Net weight	22kg
Power supply cord	2.5m



1,430W AC155

LS1214L 305mm Double Slide Compound Mitre Saw with TCT wood cutting blade

Laser marker allows easy and accurate alignment with ink line even in bevel cutting.



SPECIFICATIONS

Blade diameter	305mm
Max. Cutting capacity with 255mm blade	
At 90°	115mm x 308mm
At 45°	115mm x 218mm
No load speed	3,200r/min
Net weight	24kg
Power supply cord	2.5m



1,650W AC155

MITRE / TABLE SAW

LF1000 260mm Flip-Over Saw

Compact fold away legs allow easy transport to job site.

SPECIFICATIONS

Blade diameter	260mm
Max. Cutting capacity	
At 90°	20mm x 210mm 68mm x 155mm
At 45°	50mm x 150mm
No load speed	2700r/min
Net weight	32kg
Power supply cord	2.5m



1,650W AC155



TABLE SAW

MLT100 255mm Table Saw

SPECIFICATIONS

Blade diameter	255mm
Max. Cutting capacity	
At 90°	91mm
At 45°	63mm
No load speed	4 300r/min
Net weight	38kg
Power supply cord	2.5m
Carbon Brush	JM23000123



1,500W



WOODWORKING TOOLS

CIRCULAR SAWS

WOOD / ALUMINIUM CUTTING

Easy pocket cuts for sinks & hobs.



Clean Cutting

- Splinter-free cutting
- Connectable to Vacuum Cleaner

Plunge Cut Circular Saw 165mm SP6000K

SP6000K 165mm Plunge Cut Circular Saw

High accuracy clean cutting
Includes 1.4m rail



SPECIFICATIONS

Blade diameter	165mm
Max. Cutting capacity	
At 90°	56mm
At 45°	40mm
At 48°	38mm
No load speed	2,000-5,200r/min
Net weight	4.1kg
Power supply cord	2.5m



1,300W



5704RK 190mm with TCT blade

Low noise and
vibration sawing for
operator comfort



SPECIFICATIONS

Blade diameter	190mm
Max. Cutting capacity	
At 90°	66mm
At 45°	46mm
No load speed	4,900r/min
Net weight	4.6kg
Power supply cord	2.5m



1,200W



N5900B 235mm with TCT blade

A hardworking saw
with the power to
rip through most
materials



SPECIFICATIONS

Blade diameter	235mm
Max. Cutting capacity	
At 90°	85mm
At 45°	60mm
At 50°	53mm
No load speed	4,100r/min
Net weight	7.0kg
Power supply cord	2.5m



2,000W



WOOD CUTTING

5903RK 235mm with TCT blade

For all-round
easier operation



SPECIFICATIONS

Blade diameter	235mm
Max. Cutting capacity	
At 90°	85mm
At 45°	64mm
No load speed	4,500r/min
Net weight	7.6kg
Power supply cord	2.5m



2,000W



WOOD CUTTING

5143R 355mm with TCT blade

Designed for
all-round
easier operation



SPECIFICATIONS

Blade diameter	355mm
Max. Cutting capacity	
At 90°	130mm
At 45°	90mm
No load speed	2,700r/min
Net weight	14.5kg
Power supply cord	5m



2,200W



WOODWORKING TOOLS

BELT SANDERS

9032 9mm
(6 or 13mm optional)

Maximum sanding depth 110mm



SPECIFICATIONS

Belt size 9mm x 533mm
Belt speed 300 - 1,700m/min
Max. sanding depth 110mm
Net weight 1.5kg
Power supply cord 2.5m

AC410

500W

9031 30mm

Optimum use in close quarters or for irregular shapes



SPECIFICATIONS

Belt size 30mm x 533mm
Belt speed 200 - 1,000m/min
Net weight 2.1kg
Power supply cord 2.5m

AC410

550W



9903 76mm

Features auto-tracking belt system



SPECIFICATIONS

Belt size 76mm x 533mm
Belt speed 210-440m/min
Net weight 4.3kg
Power supply cord 5m

CB304

1,010W

9401 100mm

Perfect for flush along side sanding



SPECIFICATIONS

Belt size 100mm x 610mm
Belt speed 350m/min
Net weight 7.3kg
Power supply cord 5m

AC155

1,040W

9403 100mm

Powerful motor for high production use



SPECIFICATIONS

Belt size 100mm x 610mm
Belt speed 500m/min
Net weight 5.9kg
Power supply cord 5m

AC304

1,200W

BLOWERS

UB1100
(Without dust bag)

Powerful Motor



SPECIFICATIONS

Air volume 2.8m³/min.
Air pressure 5.5kpa
(water column)
560mm
No load speed 16,000r/min
Net weight 1.75kg
Power supply cord 2.5m

AC304

600W

UB1101
(Variable speed with dust bag)

SPECIFICATIONS

Air volume 2.8m³/min
Air pressure 0 - 5.5kpa
(water column)
0 - 560mm
No load speed 0 - 16,000r/min
Net weight 1.75kg
Power supply cord 2.5m



AC304

600W

DUST COLLECTOR



M440
Wet & Dry Vacuum Cleaner

Can be used in conjunction with power tools up to 2000W

Activated immediately power tool is turned on or off.

SPECIFICATIONS

Max. peak air flow 3.0m³/min
Max. sealed suction 21.5 kpa
(water column)
Max. Power tool wattage 2,000W
Recoverable capacity
Dust 35L
Water 17L
Net weight 8.0kg

Standard Equipment : 2 flexible hoses, extension tubes, corner nozzle, crevice nozzle brushes for floors, brushes for liquids.



1,000W

WOODWORKING TOOLS

ORBITAL & RANDOM SANDERS

BO4555 1/4 Sheet

Powerful motor with low vibration & low noise



SPECIFICATIONS

Pad size	112mm x 102mm
Abrasive paper size	114mm x 140mm
Orbits per minute	14,000
Net weight	1.1kg
Power supply cord	2m



200W



BO3710 1/3 Sheet

Ergonomic tool body provides sure grip and easy handling

new



SPECIFICATIONS

Pad size	92mm x 185mm
Abrasive paper size	93mm x 228mm
Orbits per minute	11,000
Net weight	1.5kg
Power supply cord	2m



190W

BO4900 1/2 Sheet

Minimized vibration for reduced operator fatigue



SPECIFICATIONS

Pad size	115mm x 229mm
Abrasive paper size	115mm x 232mm
Orbits per minute	10,000
Net weight	2.8kg
Power supply cord	2.5m



330W

9046 1/2 Sheet

Powerful performance for pro's needs



SPECIFICATIONS

Pad size	115mm x 229mm
Abrasive paper size	115mm x 280mm
Orbits per minute	6,000
Net weight	3.0kg
Power supply cord	2.5m



600W

BO5031 125mm

Powerful motor and high durability



SPECIFICATIONS

Pad diameter	123mm
Abrasive disc diameter	125mm
Orbits per minute	4,000 - 12,000
Net weight	1.3kg
Power supply cord	2.0m



300W

BO6030 150mm

Exceptionally low vibration, yet aggressive sanding.



SPECIFICATIONS

Pad diameter	150mm
Abrasive disc diameter	150mm
Orbits per minute	4,000 - 10,000
Orbit diameter	3mm
Net weight	2.3kg
Power supply cord	2.5m



310W



BO6040 150mm

For stock removal & finishing.



SPECIFICATIONS

Pad diameter	150mm
Abrasive disc diameter	150mm
Orbits per minute	1,600 - 5,800
Orbit diameter	5.5mm
Net weight	2.7kg
Power supply cord	2.5m



750W

PLANERS

1902K 82mm


Ergonomic design for fatigue-free operation.

Reversible mini TCT blades.



SPECIFICATIONS

Planing width	82mm
Max Planing depth	1mm
No load speed	16,000r/min
Net weight	2.5kg
Power supply cord	2.5m



580W

Rebate 9mm

KP0810 82mm

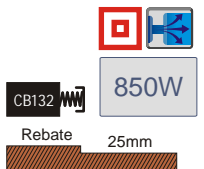
Lightweight design for easy handling

Reversible mini TCT blades.



SPECIFICATIONS

Planing width	82mm
Max Planing depth	4mm
No load speed	16,000r/min
Net weight	3.2kg
Power supply cord	2.5m



850W

Rebate 25mm

WOODWORKING TOOLS

PLANERS & THICKNESSER

1100 82mm

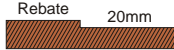

Field proven reliable performance

Reversible mini TCT blades.



SPECIFICATIONS

Planing width 82mm
 Max. Planing depth 1mm
 No load speed 16,000r/min
 Net weight 2.5kg
 Power supply cord 2.5m



2012NB 304mm
 Thicknesser

- Compact and lightweight (27kg) for easier transportation.
- Unique feeding mechanism assures smoother finish with minimal snipe on stock
- 4-Post design and diagonal cross supports for stability.
- Easy TCT blade change.



SPECIFICATIONS

Cutting width in Pine 304mm
 Cutting depth in Pine 3mm of stock width less than 150mm
 1.5mm of stock width from 150mm to 240mm
 Feed rate per minute 8.5m
 Table size (W x L) 304 x 771mm
 No load speed 8,500r/min
 Net weight 27kg
 Power supply cord 2.5m



BISCUIT JOINER

3901

Designed for Quickly making strong plate joints



SPECIFICATIONS

Blade diameter 100mm
 Max. Cutting depth 20mm
 No load speed 11,000r/min
 Net weight 2.8kg
 Power supply cord 2.5m



ROUTERS

RP0900
 6.35mm

Highly durable and well designed

new



SPECIFICATIONS

Collet capacity 6.35mm
 Base 145 x 110mm
 No load speed 27,000r/min
 Plunge capacity 0-35mm
 Net weight 2.6kg
 Power supply cord 2.5m



RP1110C
 6.35mm Electronic

Powerful motor delivers smooth routing



SPECIFICATIONS

Collet capacity 6.35mm
 No load speed 8,000 - 24,000r/min
 Plunge capacity 0 - 57mm
 Net weight 3.4kg
 Power supply cord 4m



RP1800
 12.7mm

Ergonomically contoured handles for comfortable operation.



SPECIFICATIONS

Collet capacity 12.7mm
 No load speed 22,000r/min
 Plunge capacity 0-70mm
 Base diameter 170x155mm
 Net weight 6.0kg
 Power supply cord 2.5m



RP2301FC
 12.7mm

Linear ball bearing for super-smooth plunge action.



SPECIFICATIONS

Collet capacity 12.7mm
 No load speed 9,000 - 22,000r/min
 Plunge capacity 0 - 70mm
 Base dia. 170x155mm
 Net weight 6.1kg
 Power supply cord 2.5m



TRIMMER

3710 6.35mm
 Laminate Trimmer with tilt base

Smooth precision depth adjustment with rack and pinion mechanism.



SPECIFICATIONS

Collet capacity 6.35mm
 No load speed 30,000r/min
 Base tilt 0 - 45°
 Net weight 1.6kg
 Power supply cord 2.5m



CONSTRUCTION TOOLS

DRILLS - ROTARY (NON-HAMMER)

6501 6.5mm Gear chuck

Ideal for high speed drilling into thin material i.e. pop riveting applications or pilot holes in wood.



SPECIFICATIONS

Drilling capacity	
Steel	6.5mm
Wood	9mm
No load speed	4,500r/min
Net weight	0.9kg
Power supply cord	2m

230W



6411 10mm Gear Chuck

Compact & lightweight yet powerful



SPECIFICATIONS

Drilling capacity	
Steel	10mm
Wood	25mm
No load speed	3,000r/min
Net weight	1.2kg
Power supply cord	2m

450W

DA3010F 10mm Gear Chuck

Ideal for close quarter drilling - 66mm head height.



SPECIFICATIONS

Drilling capacity	
Steel	10mm
Wood	25mm
No load speed	0 - 2,400r/min
Net weight	1.4kg
Power supply cord	2.5m

450W

6408 10mm Keyless Chuck

Variable speed for drilling in a variety of materials.



SPECIFICATIONS

Drilling capacity	
Steel	10mm
Wood	25mm
No load speed	0 - 2,500r/min
Net weight	1.4kg
Power supply cord	2.5m

530W

6013BR 13mm Gear Chuck

Double gear reduction for added torque



SPECIFICATIONS

Drilling capacity	
Steel	13mm
Wood	36mm
No load speed	550r/min
Net weight	2.8kg
Power supply cord	2.5m

620W

6300-4 16mm Gear Chuck

4-speed (600 / 600 / 1,100 / 1,300 r/min) for drilling a variety of materials



SPECIFICATIONS

Drilling capacity	
Steel	16mm
Wood	30mm
No load speed	500 / 600 / 1,100 / 1,300r/min
Net weight	3.2kg
Power supply cord	2.5m

650W



DP4002 13mm Gear Chuck

Extra powerful motor provides the highest torque in its class.



SPECIFICATIONS

Drilling capacity	
Steel	13mm
Wood	38mm
No load speed	0 - 600r/min
Net weight	2.2kg
Power supply cord	2.5m

750W

IMPACT DRILLS (WITH HAMMER ACTION)

HP1620 13mm Gear Chuck

Dual purpose for "rotation only" or "rotation with hammering"



SPECIFICATIONS

Drilling capacities	
Concrete	16mm
Steel	13mm
Wood	30mm
No load speed	0 - 2,800r/min
Blows per minute	0 - 44,800
Net weight	1.7kg
Power supply cord	2m

650W

HP1630 13mm Gear Chuck

High power motor



SPECIFICATIONS

Drilling capacities	
Concrete	16mm
Steel	13mm
Wood	30mm
No load speed	0 - 3,200r/min
Blows per minute	0 - 48,000
Net weight	1.9kg
Power supply cord	2m

710W

HP2050 13mm Gear Chuck 2-Speed, Var & Rev

Compact body with durable metal gear housing

SPECIFICATIONS

Drilling capacities	
Concrete	20mm
Steel	Hi: 8mm Lo: 13mm
Wood	Hi: 25mm Lo: 40mm
No load speed	Hi: 0 - 2,900r/min Lo: 0 - 1,200 r/min
Blows per minute	Hi: 0 - 58,000 Lo: 0 - 24,000
Net weight	2.3kg
Power supply cord	2.5m

720W

CONSTRUCTION TOOLS

IMPACT DRILLS (WITH HAMMER ACTION)

HP2051 13mm Keyless Chuck

2-Speed, Var & Rev



Slender & compact body with durable metal gear housing

SPECIFICATIONS

Drilling capacities	20mm
Concrete	Hi:8mm Lo:13mm
Steel	Hi:25mm Lo:40mm
Wood	Hi:0 - 2,900r/min
No load speed	Lo:0 - 1,200r/min
Blows per minute	Hi:0 - 58,000
	Lo:0 - 24,000
Net weight	2.3kg
Power supply cord	2.5m



HP2010N 13mm Gear Chuck



Extra Heavy Duty Variable Speed R&L 2-Speed

SPECIFICATIONS

Drilling capacities	20mm
Concrete	Hi:8mm Lo:13mm
Steel	Hi:25mm Lo:40mm
Wood	Hi:0 - 2,300r/min
No load speed	Lo:0 - 900r/min
Blows per minute	Hi:0 - 46,000
	Lo:0 - 18,000
Net weight	3kg
Power supply cord	2.5m



HP2020 13mm Gear Chuck



Extra Heavy Duty 2-Speed

For fast and steady drilling

SPECIFICATIONS

Drilling capacities	20mm
Concrete	Hi:8mm Lo:13mm
Steel	Hi:25mm Lo:40mm
Wood	Hi:0 - 2,300r/min
No load speed	Lo:900r/min
Blows per minute	Hi:46,000
	Lo:18,000
Net weight	3kg
Power supply cord	2.5m



HP2070 13mm Gear Chuck


Heavy Duty Variable Speed R&L 2-Speed



Power in a slender & compact body

SPECIFICATIONS

Drilling capacities	20mm
Concrete	Hi:8mm Lo:16mm
Steel	Hi:25mm Lo:40mm
Wood	Hi:0 - 2,900r/min
No load speed	Lo:0 - 1,200r/min
Blows per minute	Hi:0 - 58,000
	Lo:0 - 24,000
Net weight	2.4kg
Power supply cord	2.5m



ROTARY HAMMERS



HR2230 22mm 2.3 Joules


2 Operation modes



Highly durable mechanical parts, motor and carbon brush

SPECIFICATIONS - SDS+

Capacities	22mm
Concrete	Hi:8mm Lo:13mm
Steel	Hi:25mm Lo:32mm
Wood	Hi:0 - 1050r/min
No load speed	Lo:0 - 4,050
Blows per minute	2.4kg
Net weight	2.5m
Power supply cord	



HR2460 24mm 2.7 Joules


2 Operation modes



Same speed & torque in forward & reverse rotation

SPECIFICATIONS - SDS+

Capacities	24mm
Concrete	Hi:8mm Lo:13mm
Steel	Hi:25mm Lo:32mm
Wood	Hi:0 - 1,100r/min
No load speed	Lo:0 - 4,500
Blows per minute	2.5kg
Net weight	2.5m
Power supply cord	



HR2470 24mm 2.7 Joules

3 Operation modes



One-touch sliding chuck for easy bit change

SPECIFICATIONS - SDS+

Capacities	24mm
Concrete	Hi:8mm Lo:13mm
Steel	Hi:25mm Lo:32mm
Wood	Hi:0 - 1,100r/min
No load speed	Lo:0 - 4,500
Blows per minute	2.6kg
Net weight	2.5m
Power supply cord	



HR2475 24mm 2.7 Joules **new**


3 Operation modes



High durability in mechanical parts, motor and carbon brush.

SPECIFICATIONS - SDS+

Capacities	24mm
Concrete	Hi:8mm Lo:13mm
Steel	Hi:25mm Lo:32mm
Wood	Hi:0 - 1,100r/min
No load speed	Lo:0 - 4,500
Blows per minute	3kg
Net weight	4m
Power supply cord	



HR2470T 24mm 2.7 Joules


3 Operation modes



Quick change drill chuck.

SPECIFICATIONS - SDS+

Capacities	24mm
Concrete	Hi:8mm Lo:13mm
Steel	Hi:25mm Lo:32mm
Wood	Hi:0 - 1,100r/min
No load speed	Lo:0 - 4,500
Blows per minute	2.8kg
Net weight	2.5m
Power supply cord	



HR2810 28mm 2.9 Joules


3 Operation modes



Most efficient in its class for both drilling & chipping

SPECIFICATIONS - SDS+

Capacities	80mm
Concrete (with diamond core bit)	28mm
Concrete (with TCT bit)	Hi:8mm Lo:13mm
Steel	Hi:25mm Lo:32mm
Wood	Hi:0 - 1,100r/min
No load speed	Lo:0 - 4,500
Blows per minute	3.3kg
Net weight	2.5m
Power supply cord	



CONSTRUCTION TOOLS

ROTARY HAMMERS

HR3210C 32mm 6.4 Joules
3 Operation modes



Forcible drilling & chipping with low vibration

SPECIFICATIONS - SDS+

Capacities	
Concrete (with diamond core bit)	90mm
Concrete (with TCT bit)	32mm
Steel	13mm
Wood	32mm
No load speed	315-630r/min
Blows per minute	1650-3300
Net weight	4.8kg
Power supply cord	5m

AVT



850W

HR4011C 40mm 9.5 Joules
Hammering with rotation (for drilling)
Hammering only (for chipping & breaking)



Most powerful and efficient in its class

SPECIFICATIONS - SDS Max

Max. bit dia.	40mm
Max. core bit dia.	105mm
No load speed	235-480r/min
Blows per minute	1,350-2,750
Net weight	6.3kg
Power supply cord	5m

AVT



1,100W

HR5211C 52mm 20 Joules
Hammering with rotation (for drilling)
Hammering only (for chipping & breaking)



High performance and low vibration

SPECIFICATIONS - SDS Max

Max. bit dia.	52mm
Max. core bit dia.	160mm
No load speed	130-260r/min
Blows per minute	1,075-2,150
Net weight	11.6kg
Power supply cord	5m

AVT



1,500W

BREAKERS & DEMOLITION HAMMERS

HM0860C 11.4 Joules
Light Chipper



Powerful 1,100W in compact and lightweight (4.7kg) body.



SPECIFICATIONS - SDS Max Shank

Blows per minute	1,100 - 2,650
Net weight	4.7kg
Power supply cord	5m


1,100W



HM1200 21mm 11.7 Joules
Chipper



Powerful impact, durable yet lightweight.



SPECIFICATIONS - Hex Shank

Blows per minute	2,000
Net weight	8.3kg
Power supply cord	5m

940W

HM1202C 21.9 Joules
Demolition Hammer

Excellent power-to-weight ratio (9.3kg).
Best performer in its class.



SPECIFICATIONS - SDS Max Shank

Blows per minute	950 - 1,900
Net weight	9.3kg
Power supply cord	5m

1,450W



HM1801 63 Joules
Electric Breaker (without AVT)
Highest-in-class demolition efficiency.

SPECIFICATIONS - 28.6mm Hex Shank

Blows per minute	1,100
Net weight	32kg
Power supply cord	5m

2,000W

HM1304 27.5 Joules
Demolition Hammer

Features extremely low noise and low vibration, yet with outstanding power.



SPECIFICATIONS - 30mm Hex Shank

Blows per minute	1,450
Net weight	15kg
Power supply cord	5m

1,500W

HM1810 63 Joules
Electric Breaker (with AVT)
Offers lowest vibration and highest demolition efficiency in its class.

AVT

2,000W

SPECIFICATIONS - 28.6mm Hex Shank

Blows per minute	1,100
Net weight	32kg
Power supply cord	5m

DIAMOND TOOLS

DIAMOND CORE DRILLS

8406 13mm Gear Chuck Diamond Core Hammer Drill

Fast drilling
in ferro concrete
or brick



SPECIFICATIONS

Drilling capacities
Concrete
(with diamond core bit) 152mm
Steel 13mm
Wood 30mm
No load speed 0 - 1,500r/min
Blows per minute 0 - 22,500
Net weight 3.5kg
Power supply cord 2.5m



850W

DBM131 Diamond Core Impact Drill

Heavy duty,
powerful 2-speed
wet & dry
diamond core
drill.



SPECIFICATIONS

Drilling capacities
Concrete block
(with diamond core bit) 132mm
Concrete
(with diamond core bit) 70mm
No load speed Hi: 0 - 1,570r/min
Lo: 0-800r/min
Net weight 6.1kg
Power supply cord 2.5m
Carbon brush EE80700019



1700W

DBM230 Diamond Core Impact Drill

Heavy duty,
3-speed diamond
core drill with
powerful motor
for wet drilling.



SPECIFICATIONS

Drilling capacities
Concrete block
(with diamond core bit)
Low: 230mm
Med: 100mm
Hi: 60mm
No load speed Low: 390r/min
Med: 1,040r/min
Hi: 1,700r/min
Net weight 12.4kg
Power supply cord 2.5m
Carbon brush EE80700019



2,500W

DIAMOND SAWS

WET CUTTING

4107R 180mm without blade

Quick and clean
cutting



SPECIFICATIONS

Blade diameter 180mm
Max. Cutting capacity 60mm
No load speed 5,000r/min
Net weight 7.2kg
Power supply cord 5m



1,400W

WALL CHASER

SG1250 125mm Double Blade Included

Clean, compact
& comfortable



SPECIFICATIONS

Blade diameter 125mm
Cutting depth 0 - 30mm
Possible adjustment of cutting width 6 - 30mm
No load speed 9,000r/min
Net weight 4.1kg
Power supply cord 5m



1,400W

DBM131 & DBM230 Diamond Core Impact Drills can be supplied with optional stand



DRY CUTTING

4157KB 180mm Dustless Cutter without blade



SPECIFICATIONS

Blade diameter 180mm
Max. Cutting capacity
At 90° 58mm
At 45° 29mm
No load speed 5,800r/min
Net weight 5.5kg
Power supply cord 4m



1,400W



DRY CUTTING

4114S 355mm Dustless Cutter without blade



High torque
delivered at
low speed

SPECIFICATIONS

Blade diameter 355mm
Max. Cutting capacity 125mm
No load speed 3,500r/min
Net weight 10.9kg
Power supply cord 2.5m



2,400W

POLISHERS & SANDERS

9218PBL 180mm Polisher

Better polishing action
for a wide variety
of applications



SPECIFICATIONS

Maximum capacities (dia.)
Wool Pad 180mm
No load speed 1,400r/min
Net weight 2.9kg
Power supply cord 2.5m



860W

9227CB 180mm Sander-Polisher



Electronic speed
control for constant
speed under load



SPECIFICATIONS

Maximum capacities (dia.)
Abrasive disc 180mm
Wool Pad 180mm
No load speed 0 - 3,000r/min
Net weight 3kg
Power supply cord 2.5m



1,200W

HEAT GUN

HG1100

Powerful motor
and thermocouple control



SPECIFICATIONS

Air temperature 120°C-650°C
Air flow Hi 525L/min
Lo 300 L/min
Net weight 0.6kg
Power supply cord 2.5m



2,000W

FASTENING TOOLS SCREWDRIVERS

6823 For Timber Struts



SPECIFICATIONS

Capacities	
Drywall screw	6mm
Self drilling screw	6mm
Driving shank	6,35mm hex
Net weight	1.5kg
Power supply cord	2.5m



570W

6824 For Aluminium Struts



SPECIFICATIONS

Capacities	
Drywall screw	5mm
Self drilling screw	6mm
Driving shank	6,35mm hex
No load speed	0 - 4,500r/min
Net weight	1.4kg
Power supply cord	2.5m



570W

6825 For Steel Struts



SPECIFICATIONS

Capacities	
Drywall screw	4mm
Driving shank	6,35mm hex
No load speed	0 - 6,000r/min
Net weight	1.4kg
Power supply cord	2.5m



570W

6826 Tekes and Roofing (Clutch Type)



SPECIFICATIONS

Capacities	
Self drilling screw	6mm
Driving shank	6,35mm hex
No load speed	0 - 2,500r/min
Net weight	1.5kg
Power supply cord	2.5m



570W

6827 Combination (Clutch Type)



SPECIFICATIONS

Capacities	
Self drilling screw	6mm
Hex screw	6mm hex
Machine screw	M8
Driving shank	6,35mm Hex
No load speed	0 - 2,500r/min
Net weight	1.8kg
Power supply cord	2.5m



570W

6807 2-Speed For Industrial Roofing Applications



SPECIFICATIONS

Capacities	
Drywall screw	5mm
Self drilling screw	8mm
Driving shank	6,35mm hex
No load speed	Hi : 0 - 2,200r/min Lo : 0 - 1,000r/min
Net weight	2kg
Power supply cord	2.5m



500W

IMPACT WRENCHES

TW0200 12.7mm 200Nm



Aluminium hammer case with high durability

SPECIFICATIONS

Capacities	
Standard bolt	M10-M16
High tensile bolt	M10-M12
Square drive	12.7mm
Impacts per minute	0 - 2,200
No load speed	0 - 2,000 r/min
Max fastening torque	200Nm
Net weight	2.1kg
Power supply cord	2.5m



380W

6906 19mm 588Nm



Powerful torque for super duty applications.

SPECIFICATIONS

Capacities	
Standard bolt	M16-M22
High tensile bolt	M16-M20
Square drive	19mm
Impacts per minute	1,600
No load speed	1,700r/min
Max. Fastening torque	588Nm
Net weight	5kg
Power supply cord	2.5m



620W



TW0350 12.7mm 350Nm



Incredibly high torque of 350N.m

SPECIFICATIONS

Capacities	
Standard bolt	M12-M22
High tensile bolt	M12-M16
Square drive	12.7mm
Impacts per minute	2,200
No load speed	2,200r/min
Max. Fastening torque	350Nm
Net weight	2.9kg
Power supply cord	2.5m



400W

TW1000 25.4mm 1000Nm



Robust high torque Impact wrench for heavy-duty application.



SPECIFICATIONS

Capacities	
Standard bolt	M24-M30
High tensile bolt	M22-M24
Square drive	25.4mm
Impacts per minute	1,500
No load speed	1,400r/min
Net weight	8.4kg
Power supply cord	2.5m



1,200W

PNEUMATIC TOOLS BRAD NAILER

AF505

18 Gauge Pneumatic Brad Nailer



SPECIFICATIONS

Nail size	15mm-50mm
Gauge	18 Ga
Capacity	100 pcs
Operating air pressure	60 - 115 PSIG
Net weight	1.4kg



AF600

16 Gauge Pneumatic Brad Nailer



SPECIFICATIONS

Capacity	20mm-64mm
Length	1.4 x 13.6mm
Head	16Ga
Gauge	100pcs
Magazine capacity	72.6-116 PSIG
Operating air pressure	1.6kg
Net weight	



DEALER STAMP

Rutherford
FOR WHOLESALE TRADE ENQUIRIES ONLY

A **Hudaco** Group Company

JOHANNESBURG

Tel : (011) 878-2600
Fax : (011) 873-5010

CAPE TOWN

Tel : (021) 932-0568
Fax : (021) 932-2762

DURBAN

Tel : (031) 717-6400
Fax : (031) 709-1928

www.makita.co.za



Find us on FACEBOOK at
www.facebook.com/group.php?gis=9764559317147



Follow us on TWITTER at
www.com/makitatoolssa

Please Note: Manufacturer reserves the right to change specifications of parts and accessories without notice. Standard equipment and specifications of parts may vary in accordance with specifications issued by various countries.

GUARANTEE: Every Makita tool is thoroughly inspected and tested before leaving the factory. It is guaranteed against defective workmanship and materials. Should any problems develop, return the COMPLETE tool prepaid to Makita or point of purchase. If inspection shows problems caused by defective workmanship or materials, all repairs will be made without charge. The guarantee does not apply where repairs have been made or attempted by others; repairs due to normal wear, the tool has been abused or been in an accident; misuse is evident - caused by overloading the tool beyond its capacity, use of tool after partial failure or use with improper accessories.

This catalogue replaces the Makita Power Tool Catalogue dated August 2009 and all previous Makita Power Tool Catalogues.

Rutherford is not responsible for printing errors (E&OE)